

Raz-Kids

Logging in



To start working on Raz-Kids, you first have to navigate to the page using the URL <https://www.raz-kids.com>.

To login, click the big green button that says “KIDS LOGIN” in the upper right-hand corner.



Underneath the grey icon that says “Available on the App Store” there is a hyperlink that says “continue to KidsA-Z.com” in a very small font. Click this.

Raz-Kids

Logging in



A screen asking for your teacher's username will appear. Type in the username provided.

You will then be directed to a list of names. Click on your student's name.

The website will then ask for the student's password. Type in their password provided here. Make sure the correct student's name is at the top.

Raz-Kids

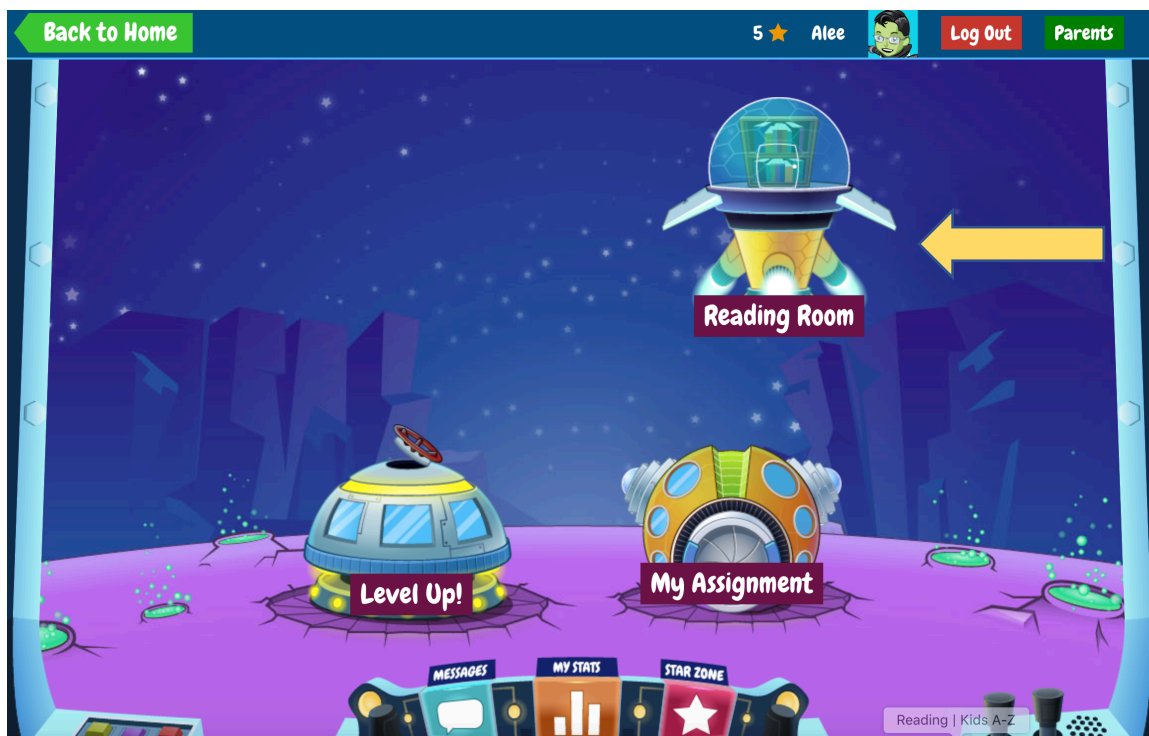
Accessing Reading Room



From here, click on the planet that says “Reading.”



Click on the spaceship that’s labeled “Reading Room.”

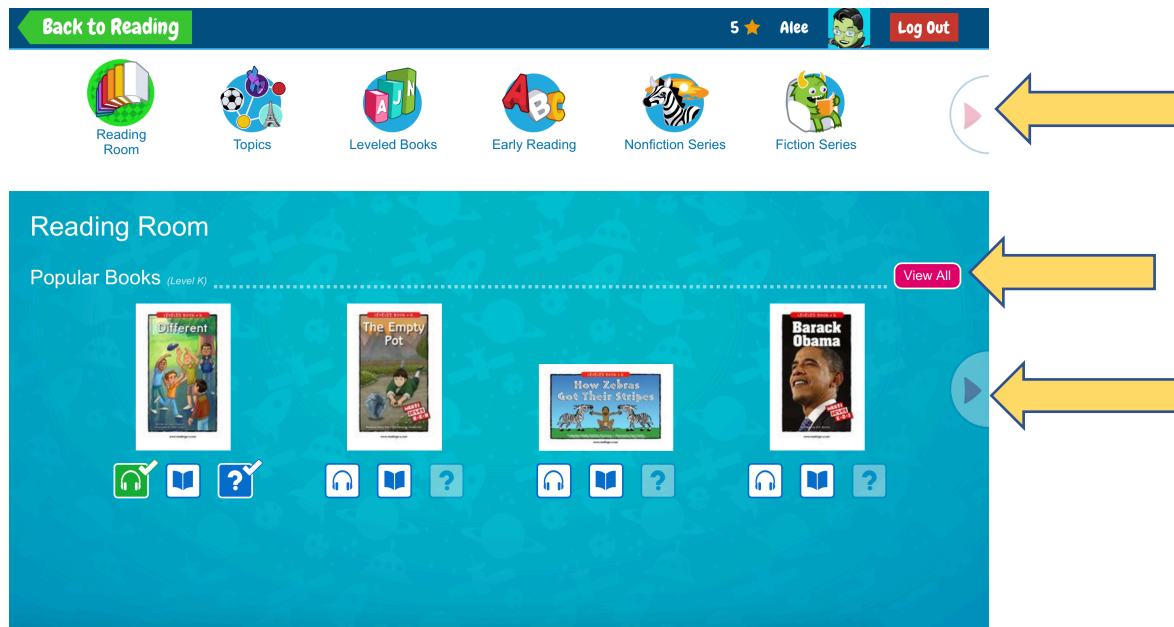


Raz-Kids

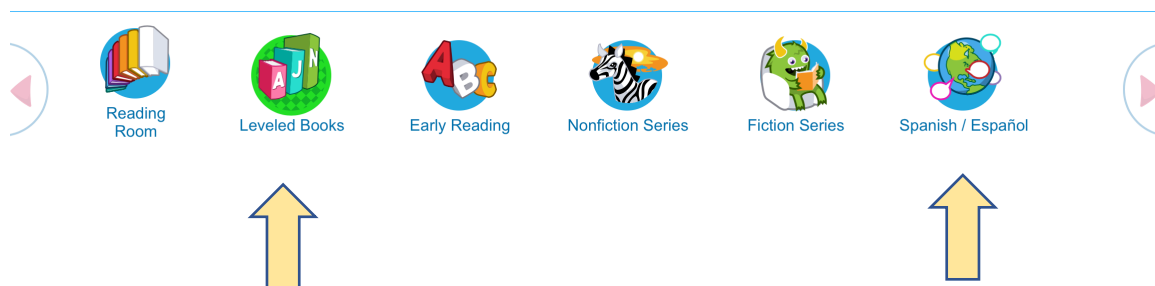
Reading Room

From here, you can access all different leveled books, topics, poems, etc.

Use the arrows on the right side of the screen to scroll through different options and books. Or click “View All” to see all books.



To find books at your student’s reading level, click on the icon that says “Leveled Books” at the top of the page. You can also find books in Spanish here.

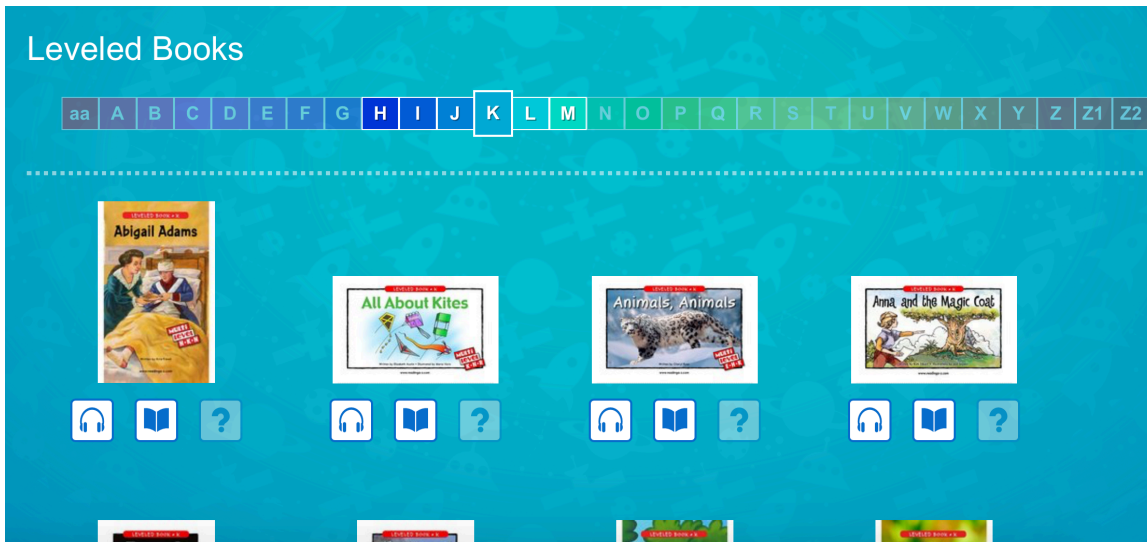


Raz-Kids

Leveled Books



From clicking on the icon that says “Leveled Books”, choose your student’s reading level to access all available books at that specific level.



To start reading a book, click on the icon under the book that looks like an open book.



To listen to the guided audio reading of the book, click the icon that looks like headphones.

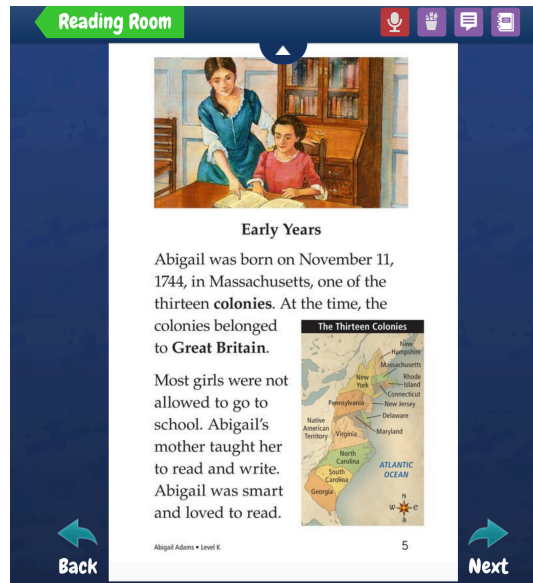


Raz-Kids

Leveled Books



When reading the book, you can switch between pages using the “Next” and “Back” arrows on the left and right side of the screen.



Found in the upper right-hand corner of the screen:



You can have your student record their voice while reading



The student can draw on the pages



They can leave comments on the pages



They can create journal entries about the book